




**KV extra circuit-breaker boxes with space for electrical devices not to be manually actuated**



**KV 9220**

- 12 modules: 1 x 12 x 18 mm
- without PE and N terminal

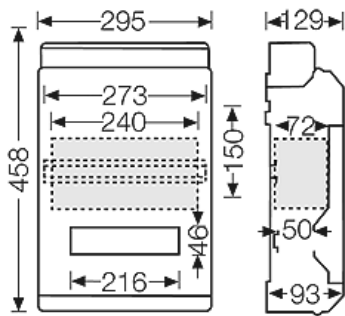



- 1-row
- order PE/N terminals separately
- for the installation of DIN rail equipment, top hat profile 35 mm
- with additional space for electrical devices not to be manually actuated
- with 1 DIN rail, 273 mm wide, for DIN rail equipment and terminal blocks with max. mounting depth 72 mm
- with transparent door
- for door locking device and sealing device refer to accessories
- with cable entry cover
- with blanking strips for unused DIN rail openings
- cable entry via integrated elastic membranes
- degree of protection: IP 65
- colour: grey, RAL 7035


rated insulation voltage	$U_i = 400 \text{ V a.c.}$
power dissipation capability	$P_{de} = 26 \text{ watts at } 30 \text{ K according to EN 60670-24}$
permissible power dissipation	$P_{zul} = 21 \text{ watts at } 30 \text{ K according to DIN 43871}$
protection class	II
material	PS (Polystyrene)
width	295 mm
height	458 mm
depth	129 mm
weight	2,411 kg

**Drawings**

Dimension drawing



**KV extra circuit-breaker boxes with space for electrical devices not to be manually actuated**

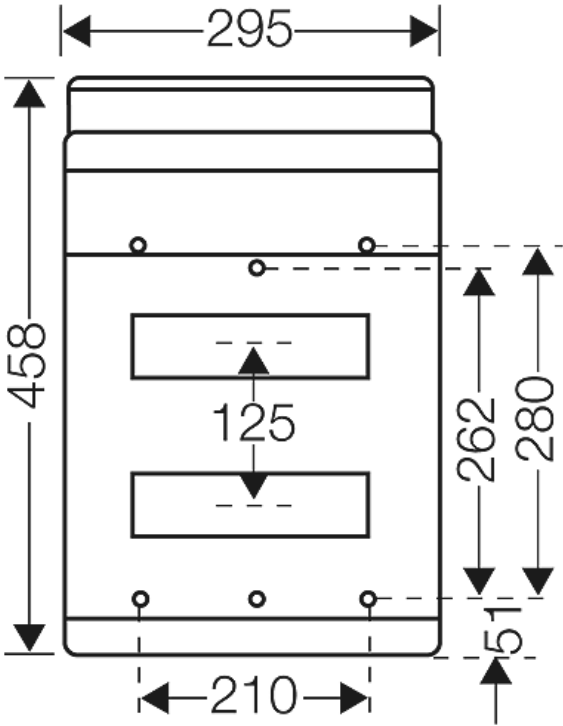


**KV 9220**

- 12 modules: 1 x 12 x 18 mm
- without PE and N terminal

IP  
65

Detail mass




Box walls



**Operating and ambient conditions**



Application area	<p>IP 54/65 design: Suitable for indoor installation and outdoor installation, protected against weather influences</p> <p>IP 40/41 design: Suitable for installation in dry indoor areas</p> <p>However, pay attention to the climatic effects on the installed equipment , for example, high or low ambient temperatures or formation of condensed water see technical information</p>
Ambient temperature	<p>Average value over 24 hours + 35 °C</p> <p>Maximum value + 40 °C</p> <p>Minimum value - 5 °C</p>

**KV extra circuit-breaker boxes with space for electrical devices not to be manually actuated**



**KV 9220**

- 12 modules: 1 x 12 x 18 mm
- without PE and N terminal

Relative humidity	50% at 40° C short-time 100% at 25° C
Fire protection in the event of internal faults	Demands placed on electrical devices from standards and laws Minimum requirements - Glow wire test in accordance with IEC 60695-2-11: - 650°C for boxes and cable glands - 850°C for parts of insulating material necessary to retain current carrying parts in position
Burning behaviour	Glow wire test IEC 60695-2-11: 750 °C UL Subject 94: V-2 flame-retardant self-extinguishing
Degree of protection against mechanical load	IK08 (5 Joule)
Toxic behaviour	halogen-free silicone-free "halogen-free" in accordance with the examination of the cables and insulated wires - corrosiveness of fumes - as per IEC 60754-2
Note:	For material properties see technical data.